




EN-TAL industries. Canvas Channel installation details (Metal Tiles)***



Mount offset bracket to the frame using 4 #8X1/2" hex head screws. **If these are on the lower bar it is important to mount these before the frames are set.** Bracket should be centered on the pair of power openings.




Mount single or double box to bracket as necessary using 10-32X3/16 THMS.

Attach 2nd bracket to first using 10-32X3/16 THMS (align as necessary).



Wire in accordance with local electrical codes.

Install tiles then receptacles and plates. Standard wall blanks may be used for un-used openings
Feeds may enter a single box opening for an in-feed location.



***For soft tiles see separate instructions.